



ಬೃಹತ್ ಬೆಂಗಳೂರು ಮಹಾನಗರ ಪಾಲಿಕೆ
Bruhat Bengaluru Mahanagara Palike



BBMP COVID-19 WAR ROOM 07.03.2023

BBMP / COVID-19 WAR ROOM / BULLETIN – 1079/ 07.03.2023 / #BBMPfightsCOVID19



OVERVIEW OF COVID-19 IN BENGALURU

CASE TRENDS ACTIVE CASES **305**

<u>Confirmed Cases</u>	<u>Recovered Cases</u>	<u>Death Cases</u>
37 18,78,458 [#]	13 18,61,162 [#]	0 16,991 [#]

HOSPITALIZATION **31**

<u>ICU – V</u>	<u>ICU</u>	<u>HDU</u>	<u>General</u>
2	8	3	18

INCLUDES GOVT. QUOTA AND PRIVATE WALK-IN HOSPITALIZATION

VACCINATION **51** 2,06,96,166[#]

<u>First Dose</u>	<u>Second Dose</u>	<u>Precaution Dose</u>
12 96,89,324 [#]	8 95,11,002 [#]	31 14,95,840 [#]

TRIAGING

MTU
5

Tele Triage
30

ACTIVE CZs

0

MCZs (< 5 cases)
0

Clusters (> 5 cases)
0

TESTING **831** 3,21,88,037[#]

<u>Positivity :7.24%</u>	<u>RAT</u>	<u>RTPCR</u>
7.24% <small>*FOR LAST 7 DAYS</small>	97	734

: indicates cumulative numbers till date



ABSTRACT OF COVID-19 SCENARIO IN BENGALURU


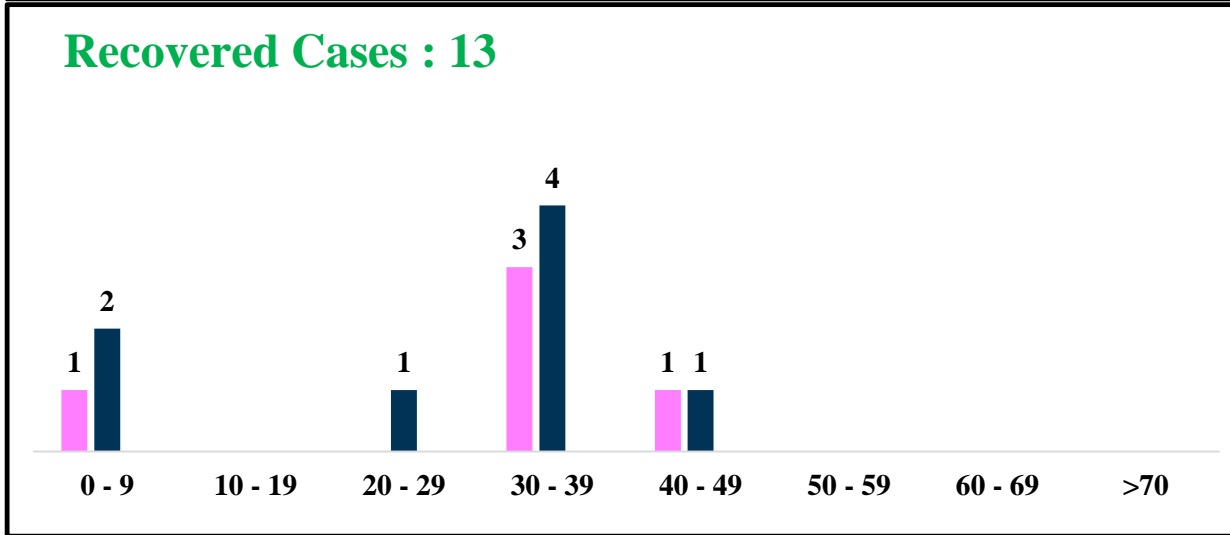
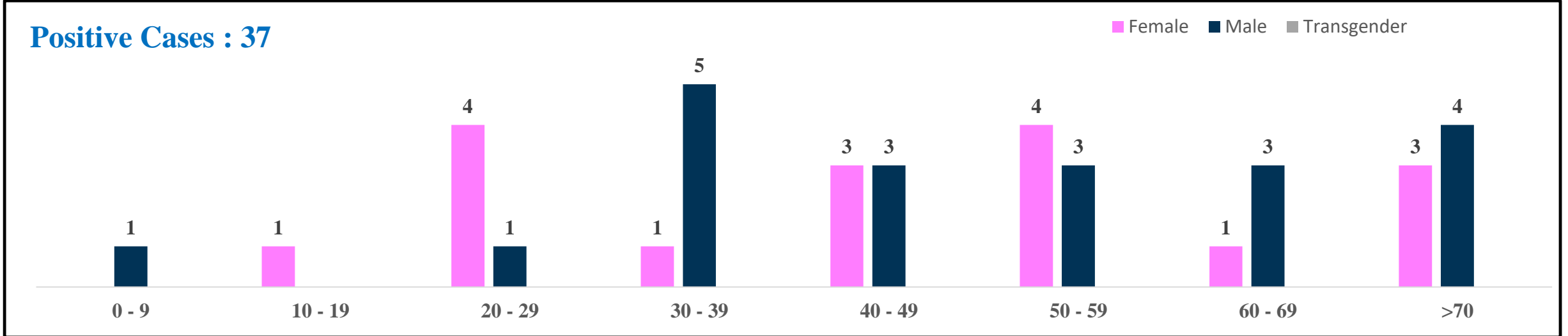


	MALE			FEMALE			TRANSGENDER			TOTAL		
	Last 24 Hours	Last 7 Days	Cumulative	Last 24 Hours	Last 7 Days	Cumulative	Last 24 Hours	Last 7 Days	Cumulative	Last 24 Hours	Last 7 Days	Cumulative
Positive Cases	20	209	11,07,583	17	163	7,70,679	0	0	196	37	372	18,78,458
Recovered Cases	8	137	10,95,085	5	110	7,64,947	0	0	187	13	247	18,61,162
Death Cases	0	0	10,761	0	0	6,226	0	0	4	0	0	16,991
Total Tests Done	In Last 24 hrs. : 831			In last 7 days : 5,139			Cumulative : 3,21,88,037					
Vaccine Doses Administered	In Last 24 hrs. : 51			In last 7 days : 301			Cumulative : 2,06,96,166					
ACTIVE CASES									305			

*Covid deaths occurred today : 00 | Covid deaths occurred beyond last 24hrs., reported today : 00



LAST 24 HOURS AGE GROUP AND GENDER WISE DISTRIBUTION

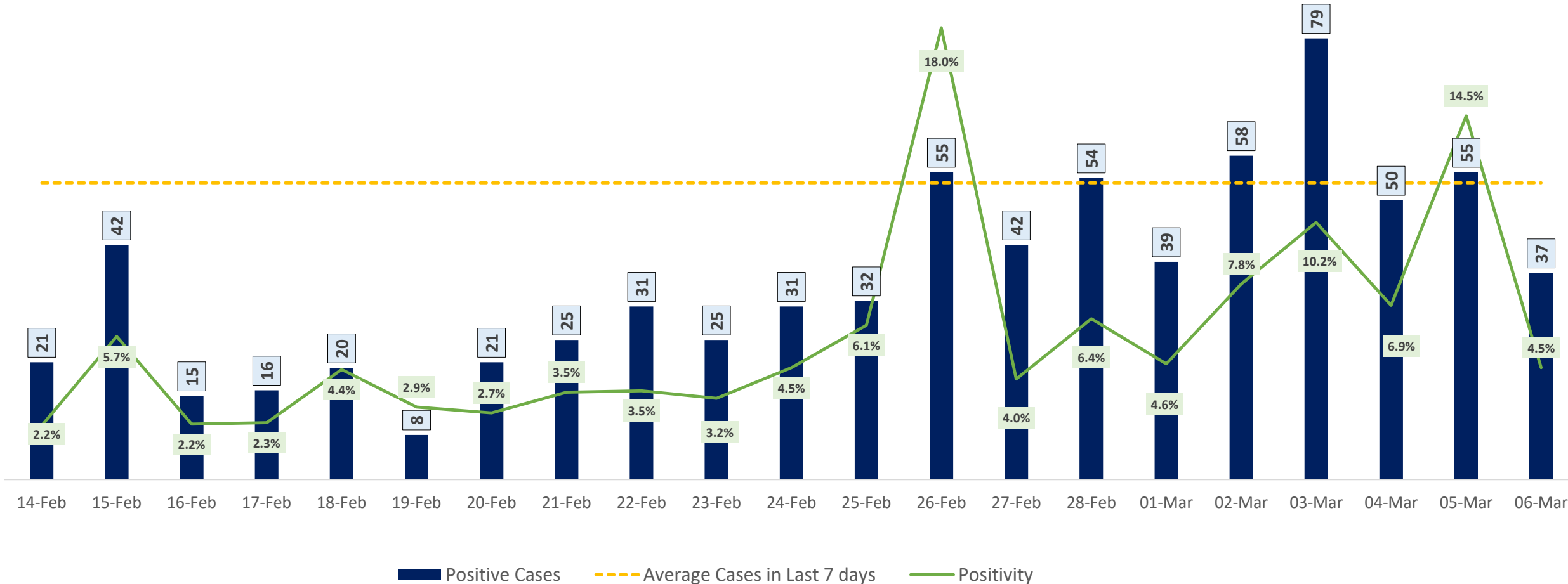




POSITIVITY RATE OF BENGALURU – LAST 21 DAYS



Average Cases in Last 7 days : 53

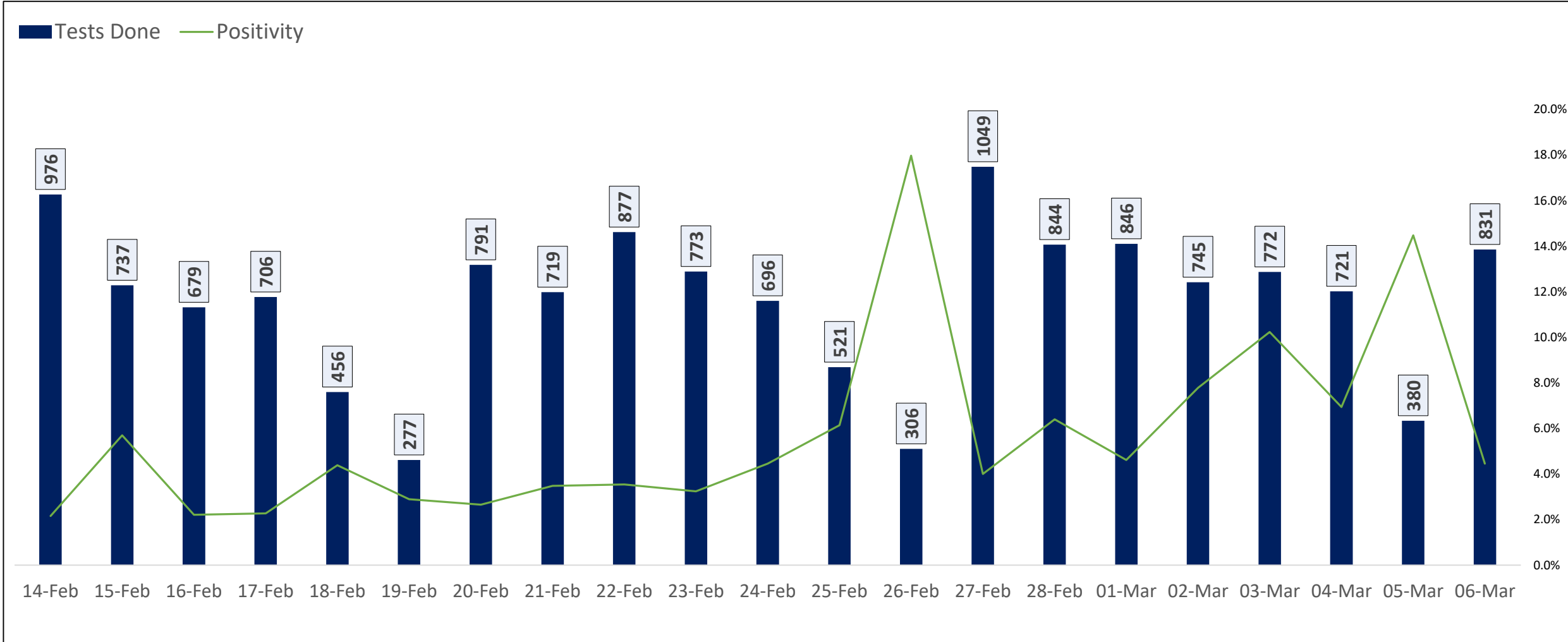




TESTING TRENDS IN BENGALURU

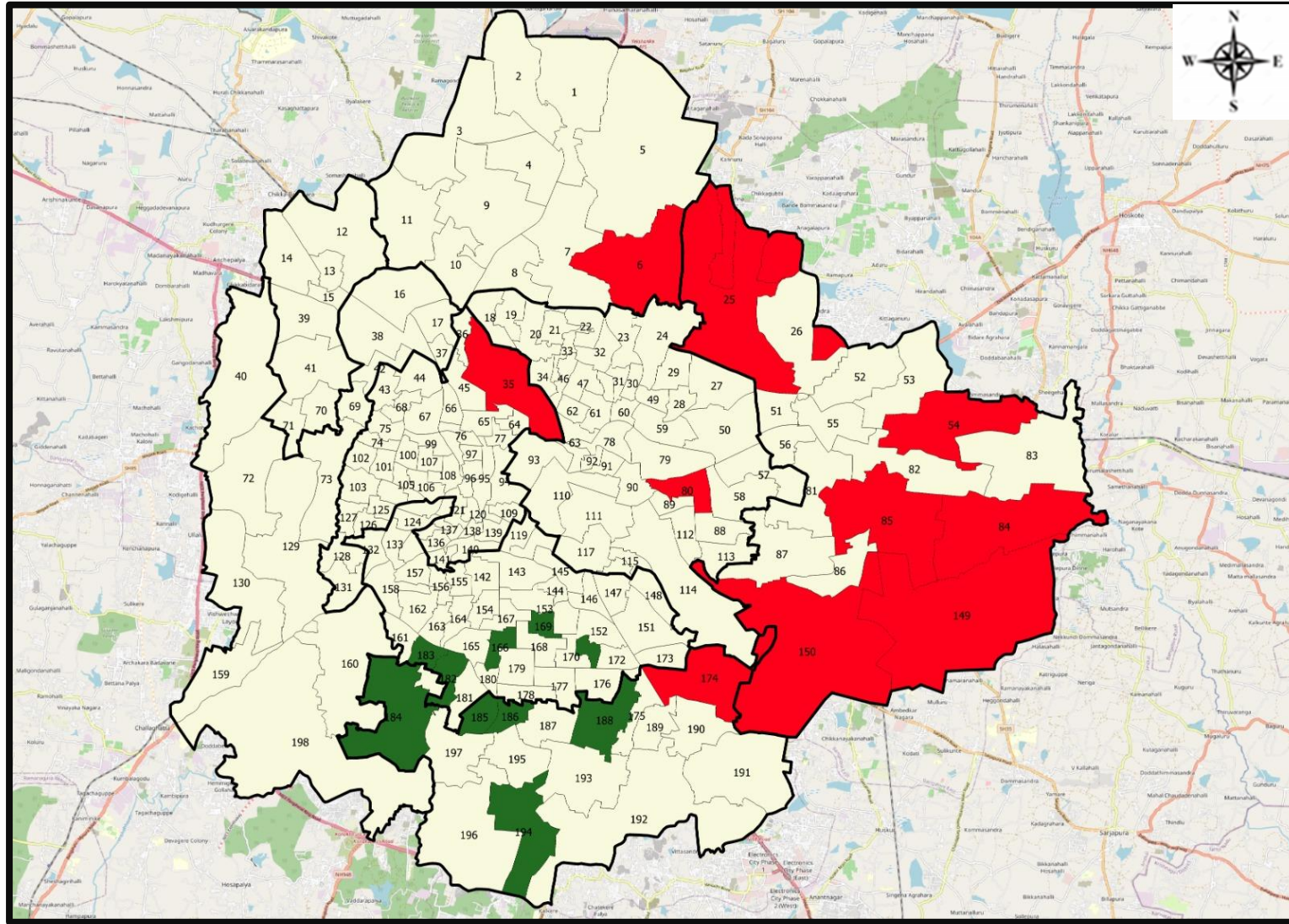


Total Test Conducted Till Date	Test Conducted Last 24 hours	Last 7 Days Average
3,21,88,037	831	734





BENGALURU URBAN MAP SHOWING TREND OF POSITIVE CASES IN LAST 7 DAYS



Top 10 wards reporting highest number of positive cases in last 10 days

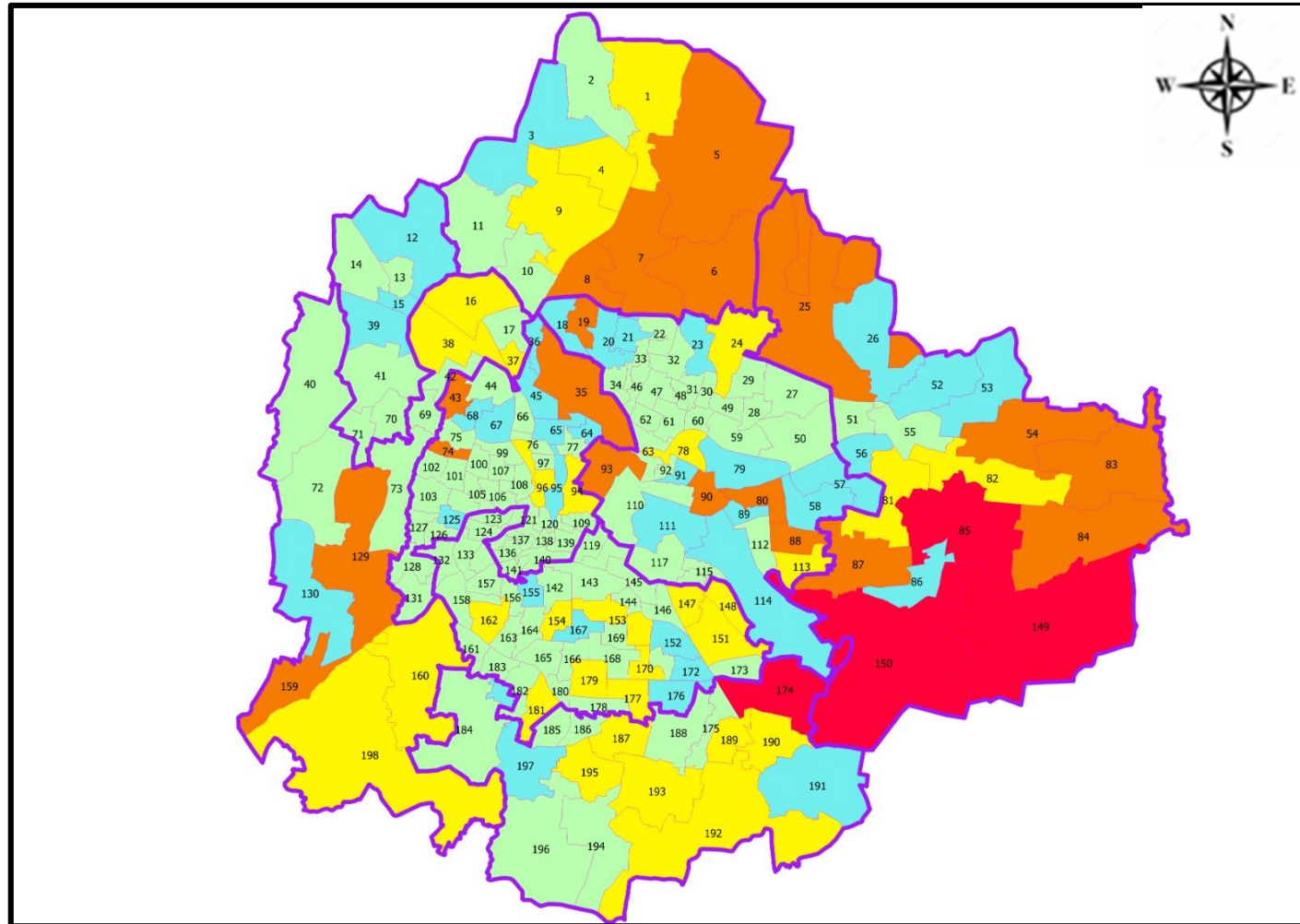
Ward No.	Ward Name	Daily Cases Average
150	Bellanduru	5
85	Dodda Nekkundi	3
174	HSR Layout	2
149	Varthuru	2
35	Aramane Nagar	2
84	Hagadur	2
54	Hudi	2
80	Hoysala Nagar	2
6	Thanisandra	1
25	Horamavu	1







Top 10 wards reporting least number of positive cases in last 7 days

Ward No.	Ward Name	Daily Cases Average
194	Gottigere	0
188	Bilekhali	0
186	Jaraganahalli	0
185	Yelchenahalli	0
184	Uttarahalli	0
183	Chikkalsandra	0
182	Padmanabha Nagar	0
171	Gurappanapalya	0
169	Byrasandra	0
166	Karisandra	0



BENGALURU MAP SHOWING INTENSITY OF POSITIVE CASES IN LAST 7 DAYS



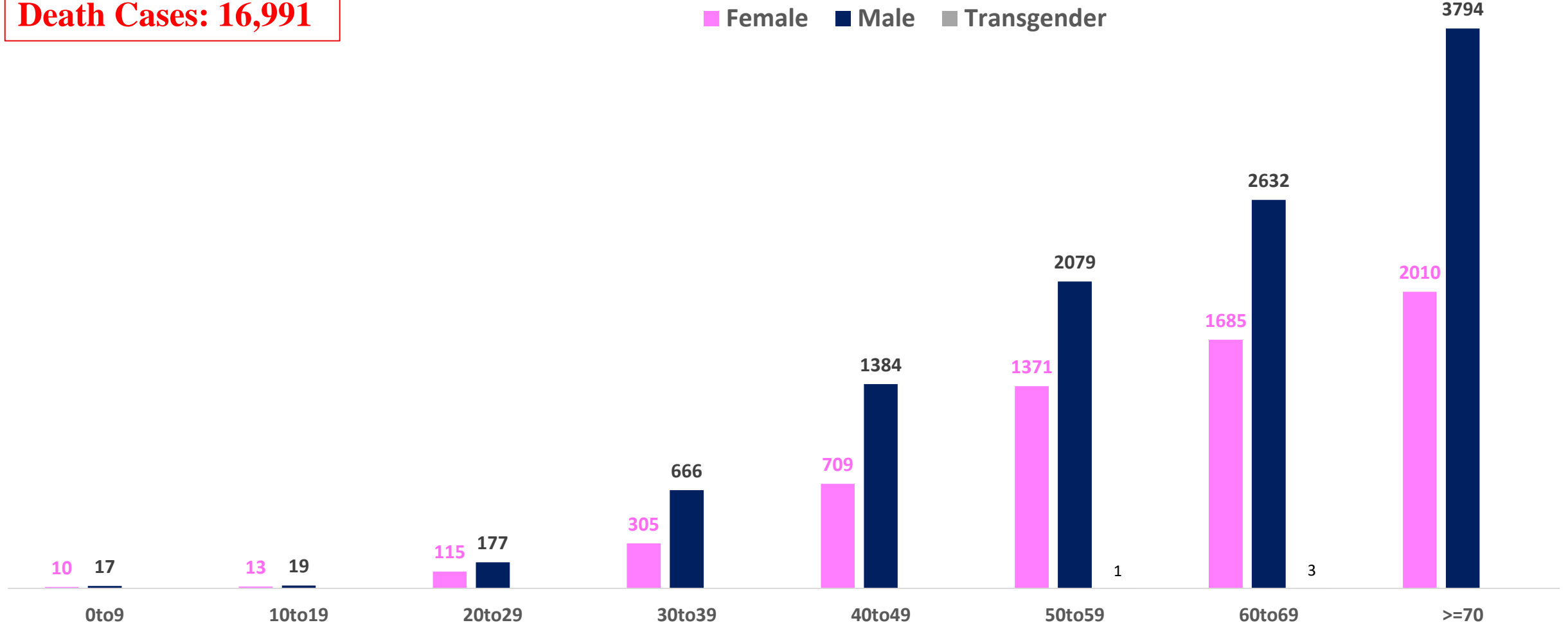
-  **Level 1 : 0 to 1 Cases**
-  **Level 2 : 1 to 3 Cases**
-  **Level 3 : 3 to 5 Cases**
-  **Level 4 : 5 to 10 Cases**
-  **Level 5 : More than 10 Cases**
-  **Zone Boundaries**



AGE AND GENDER WISE DISTRIBUTION OF DEATH CASES



Death Cases: 16,991





SNAPSHOT OF COVID-19 CASES IN BENGALURU URBAN



**Total Wards With
< = 5 Cases* :
175**

**Tests Conducted
on 06.03.2023:
831**

**Recovery
Rate*:
99.08%**

**Total
Active Cases :
305**

**Total Vaccinated
on 06.03.2023:
51**





**Positivity
Rate* :
7.24%**

**Active
Rate*:
0.02%**

**Case
Fatality Rate* :
0.00%**

*Total positive cases In the past 7 days


*CFR and positivity is for Past 7 days

Download BBMP Bulletin	https://apps.bbmpgov.in/covid19/mediabulletin.php
To register for vaccination :	https://selfregistration.cowin.gov.in/
BBMP COVID19 Dashboard:	https://apps.bbmpgov.in/covid19/
Follow us on:	 www.facebook.com/bbmp.comm1/
	 twitter.com/BBMPCOMM
	  BBMPSplHealth

Issued by:


Honorable Chief Commissioner, BBMP
Special Commissioner Health, BBMP
MD, Bengaluru Smart City Limited

THANK YOU !






ಬೃಹತ್ ಬೆಂಗಳೂರು ಮಹಾನಗರ ಪಾಲಿಕೆ
Bruhat Bengaluru Mahanagara Palike

List of Functional Namma Clinics

1 

Scan the QR code to
find Namma Clinic Locations

2 

  @BBMPSplHealth

